REVISIONS			
REV	DESCRIPTION	DATE	APPROVED
01	ALPHA RELEASE	10/27/15	GVCH

DRILL CHART: TOP to BOTTOM				
ALL UNITS ARE IN MILS				
FIGURE	SIZE	TOLERANCE	PLATED	QTY
·	8.0	+3.0/-3.0	PLATED	106
·	10.0	+3.0/-3.0	PLATED	164
·	12.0	+3.0/-3.0	PLATED	184
◦	30.0	+3.0/-3.0	PLATED	4
◦	39.37	+3.0/-3.0	PLATED	6
◦	40.0	+3.0/-3.0	PLATED	122
△	42.99	+3.0/-3.0	PLATED	10
○	51.181	+3.0/-3.0	PLATED	2
O	125.0	+2.0/-2.0	NON-PLATED	4

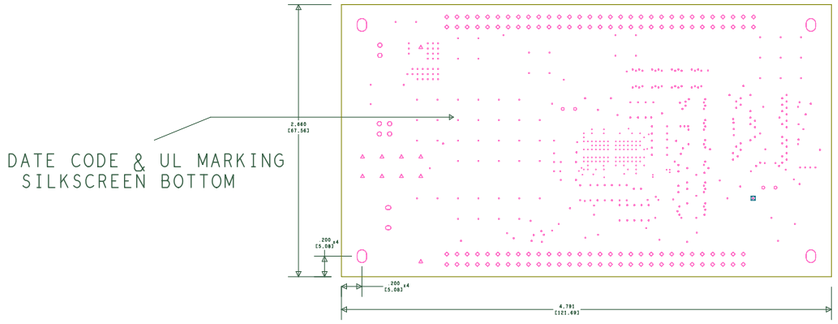

NOTES:(UNLESS OTHERWISE SPECIFIED)

1. RoHS COMPLIANT CERTIFICATION OR MATERIAL DECLARATION REQUIRED.
2. MATERIAL:
   A. IS410 OR EQUIVALENT. MATERIAL MUST CONFORM TO UL94V-0.
   B. REFER TO AS MENTIONED IN CROSS SECTION AREA IN THIS DOCUMENT.
   C. OVERALL METAL TO METAL THICKNESS AS SPECIFIED IN THE CROSS SECTION DRAWING IN THE DOCUMENT.
3. DRILLING:
   A. DIAMETERS IN DRILL TABLE ARE FINISHED HOLE SIZES +/-.003 tol.
      UNLESS OTHERWISE SPECIFIED IN DRILL TABLE.
   B. TEARDROP ALLOWED ON ENTRY OF VIA ON EVERY TRACE LAYER.
4. PLATING:
      COPPER PLATING IN THRU-HOLES .001 min.
5. MARKING:
   A. SILKSCREEN IN WHITE NON-CONDUCTIVE EPOXY INK ON PRIMARY SIDE OF THE
      BOARD OR BOTH SIDES IF APPLICABLE.
   B. FABRICATOR TO PLACE DATE CODE, LOGO AND RoHS COMPILANT SYMBOL IN SILKSCREEN ON SECONDARY SIDE.
6. FINAL FABRICATION:
   A. SOLDRMASK PRIMARY AND SECONDARY SIDE OF BOARD USING LIQUID PHOTOIMAGABLE
      MASK MATERIAL OVER BARE COPPER. PER IPC-SM-840. MASK ARTWORKS PROVIDED
      ARE 1:1. SOLDERMASK COLOR **BLUE**
7. FINISH:
   A. SHALL BE IMMERSION GOLD(ENIG).
   B. NICKEL THICKNESS: 0.1-0.2 MILS.
   C. GOLD THICKNESS: 0.003-0.01 MILS.
8. BOARDS SHALL BE PURCHASED FROM UL RECOGNIZED VENDORS ONLY.
   FLAMABILITY RATING (94-V0).
9. MANUFACTURE BOARD TO BE IN ACCORDANCE WITH PERFORMANCE STANDARD
   IPC-6011/6012 CLASS 2 BOARD TO BE INSPECTED PER IPC-600-A CLASS 2.
10. MAXIMUM WRAP OR TWIST SHALL NOT EXCEED .007 in/in.
11. PROVIDED MASK OPENING FOR THE BGA VIAS IN THE BOTTOM LAYER.
12. MINIMUM CONDUCTOR WIDTH 6.00 MILS
    MINIMUM SPACING 6.00 MILS

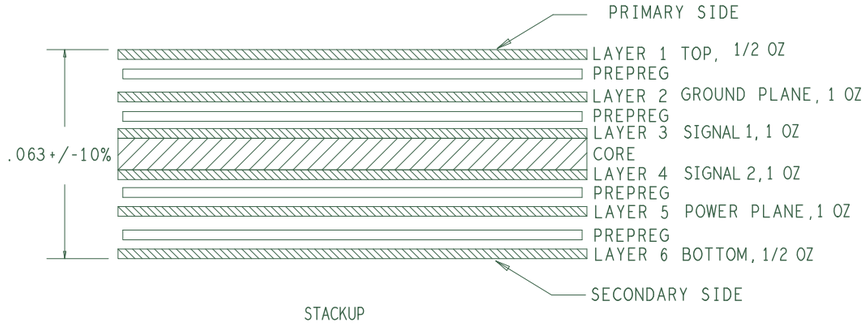

STACKUP
UNCONTROLLED IMPEDANCE BOARD

UNLESS OTHERWISE SPECIFIED	SIGNATURES		DATE
DIMENSIONS ARE IN INCHES	DRAWN	GVCH	10/27/15
TOLERANCES ON: ANGLES +/- 2°	CHECKED	GVCH	10/27/15
2 PL DECIMALS +/- .010	ENGRG	GVCH	10/27/15
3 PL DECIMALS +/- .005	ISSUED		
THIRD ANGLE PROJECTIONS			

CYPRESS PROPRIETARY
THIS DOCUMENT CONTAINS CONFIDENTIAL, PROPRIETARY INFORMATION THAT IS CYPRESS SEMICONDUCTOR PROPERTY. DO NOT DISCLOSE TO OR DUPLICATE FOR OTHERS EXCEPT AS AUTHORIZED BY CYPRESS.

CYPRESS SEMICONDUCTOR
198 CHAMPION COURT
SAN JOSE, CA 95134
(408) 943-2600

FABRICATION DRAWING
CY14NVSRAMKIT-001

SIZE	FSCM NO	DWG NO	REV
C		610-60257-01	01

SCALE: 1/1 SHEET: 1 OF 1

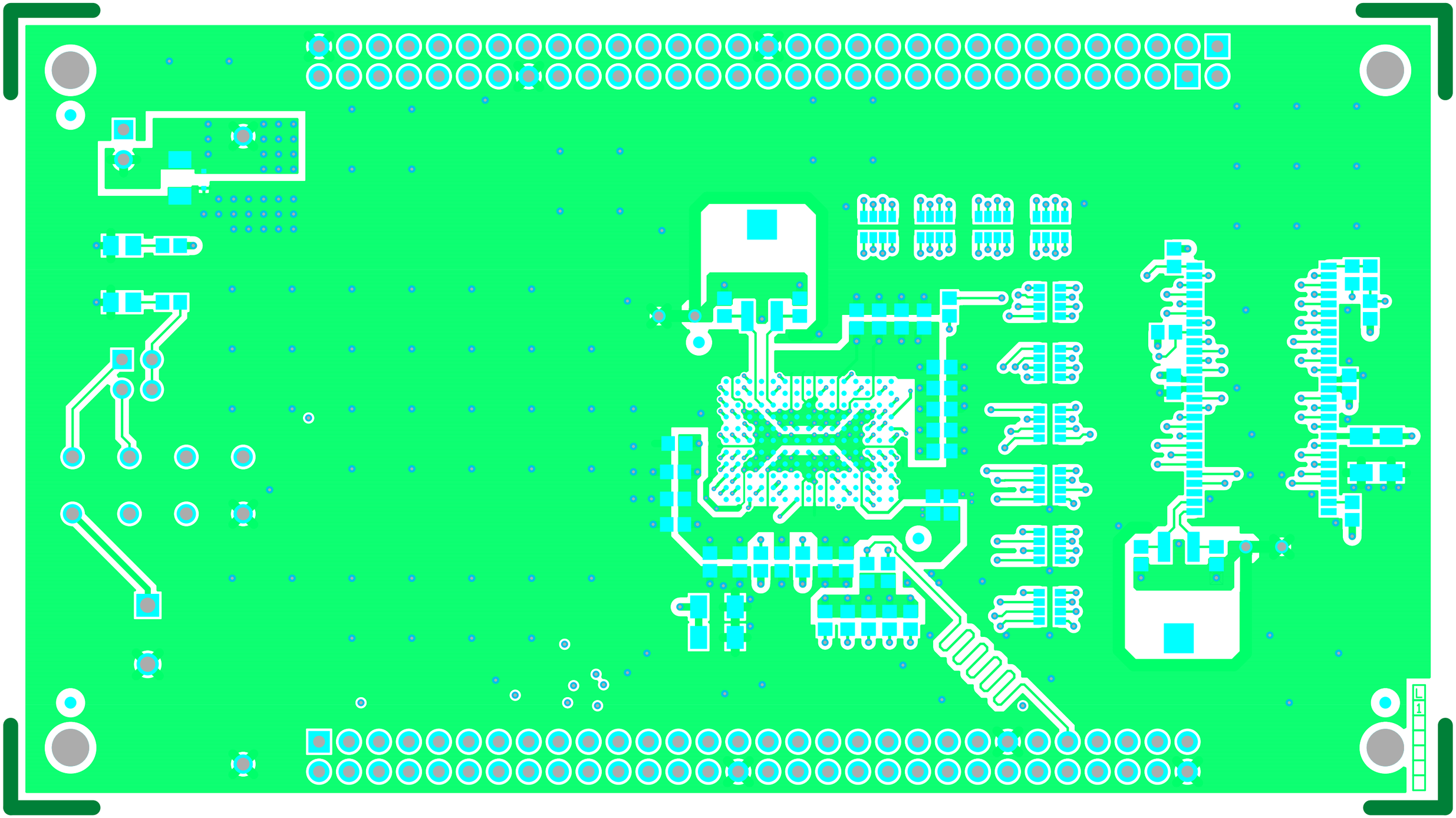

600-60263-01 REV01 PRIMARY SIDE

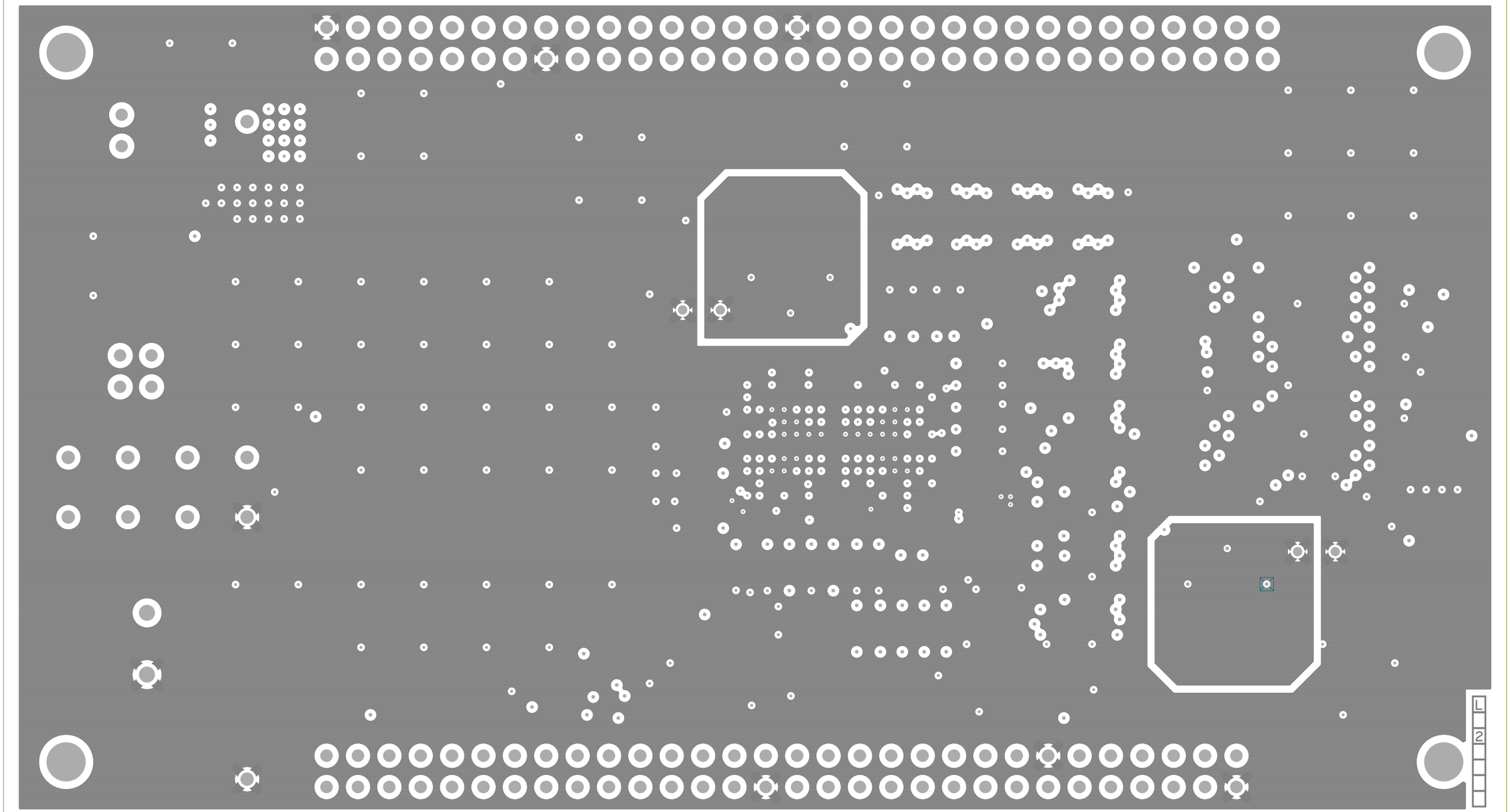

600-60263-01 REV01 GND LAYER

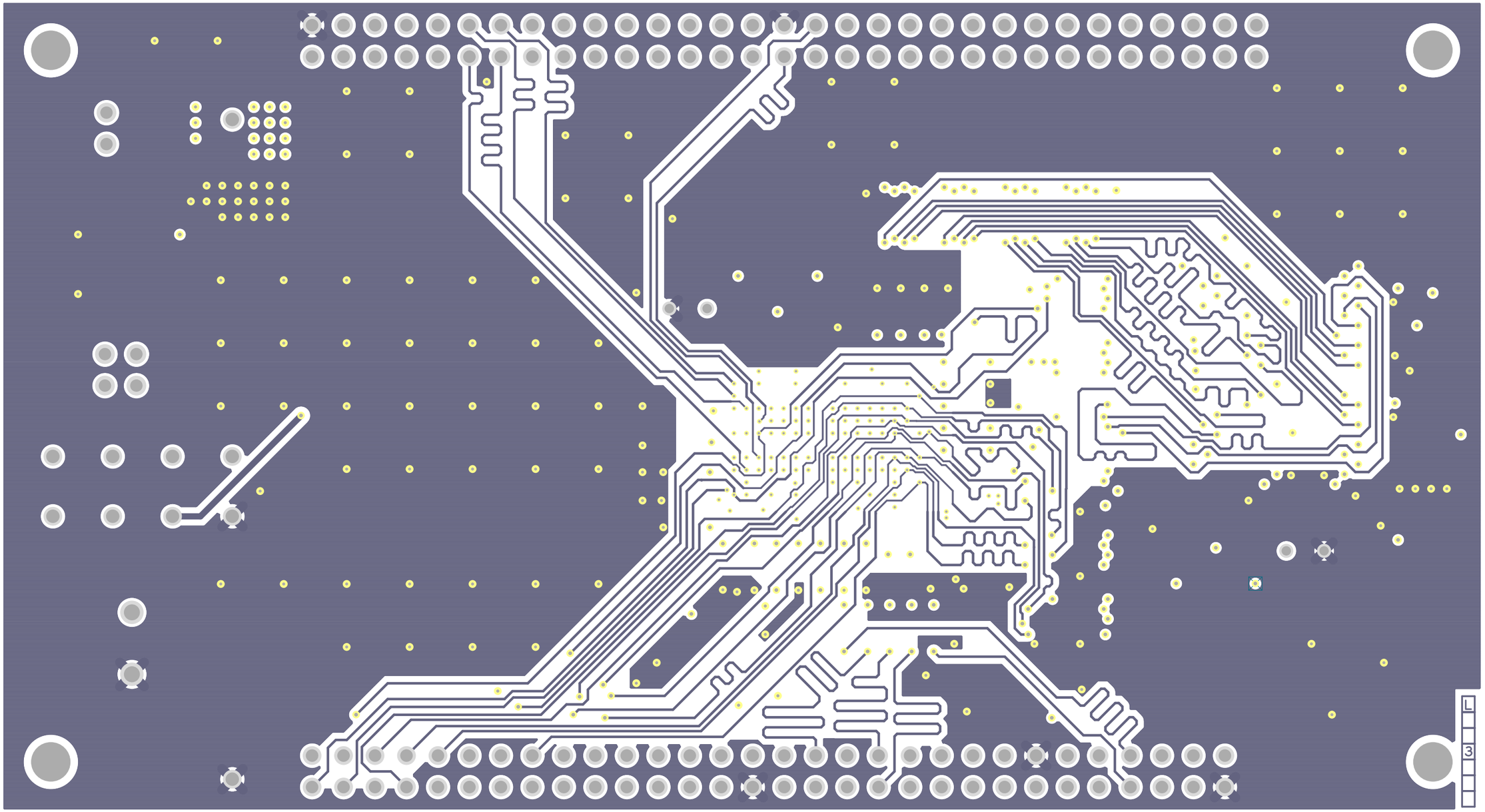

600-60263-01 REV01 SIGNAL LAYER1

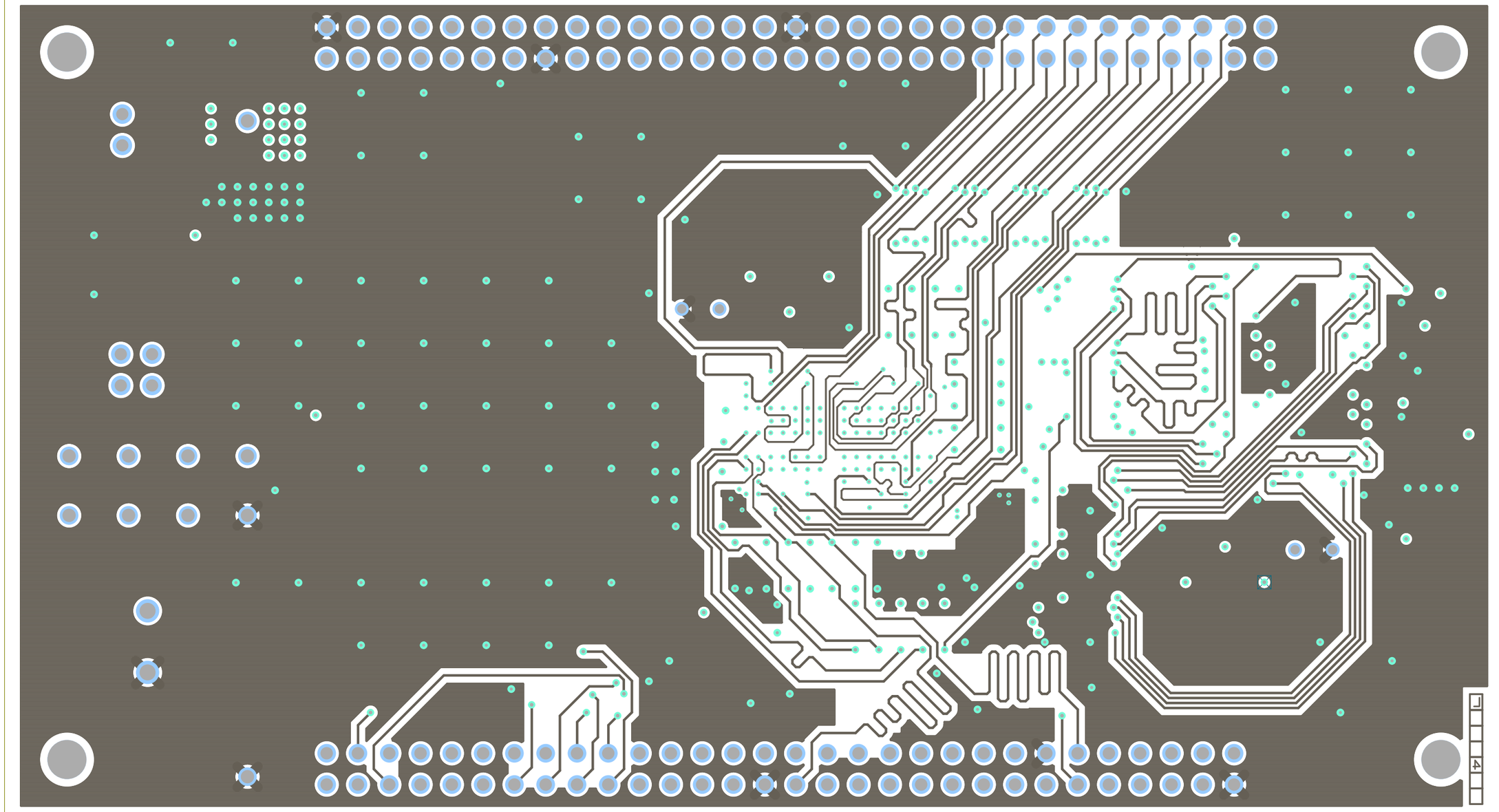

600-60263-01 REV01 SIGNAL LAYER2

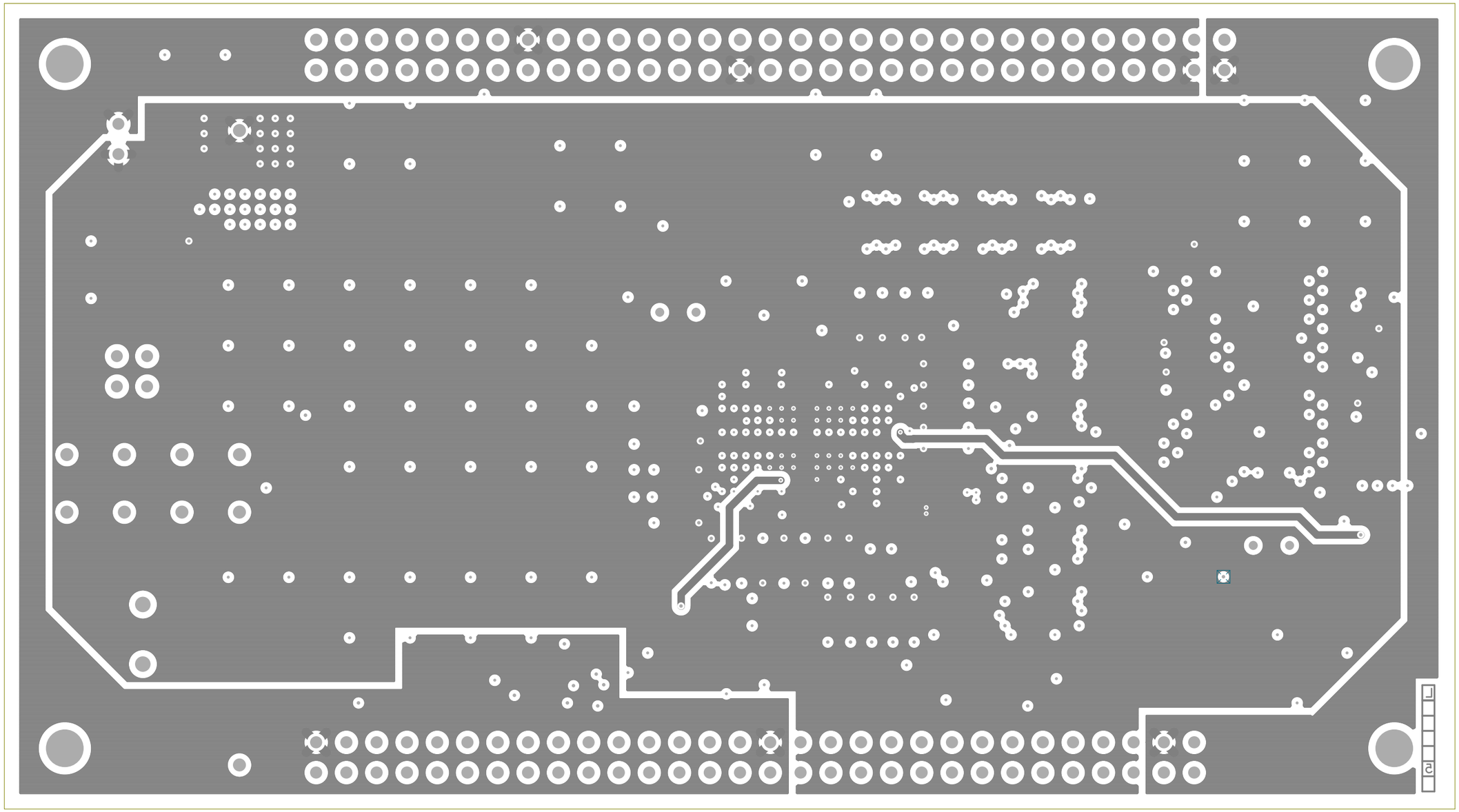

600-60263-01 REV01 POWER LAYER

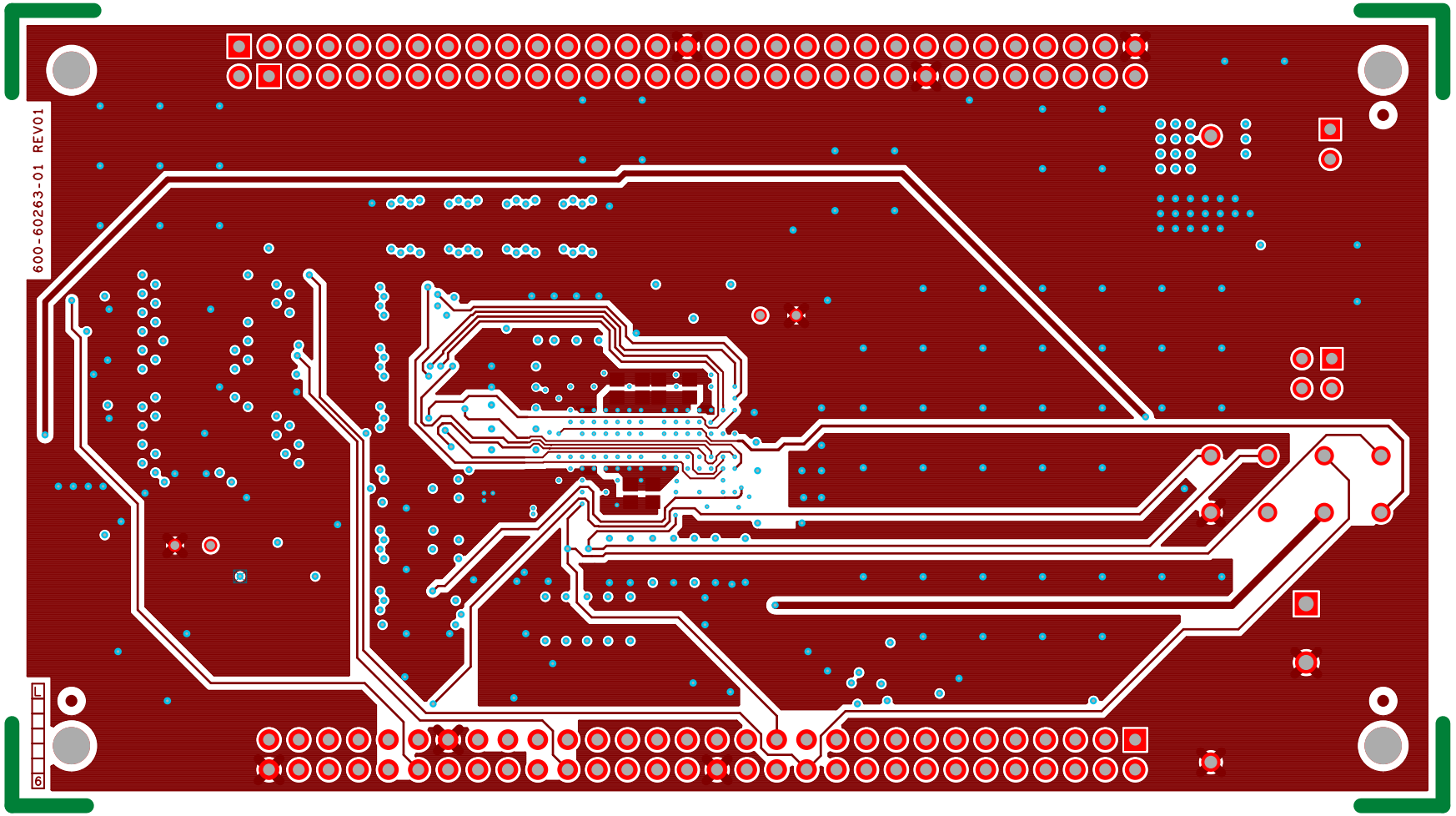

600-60263-01 REV01 SECONDARY SIDE

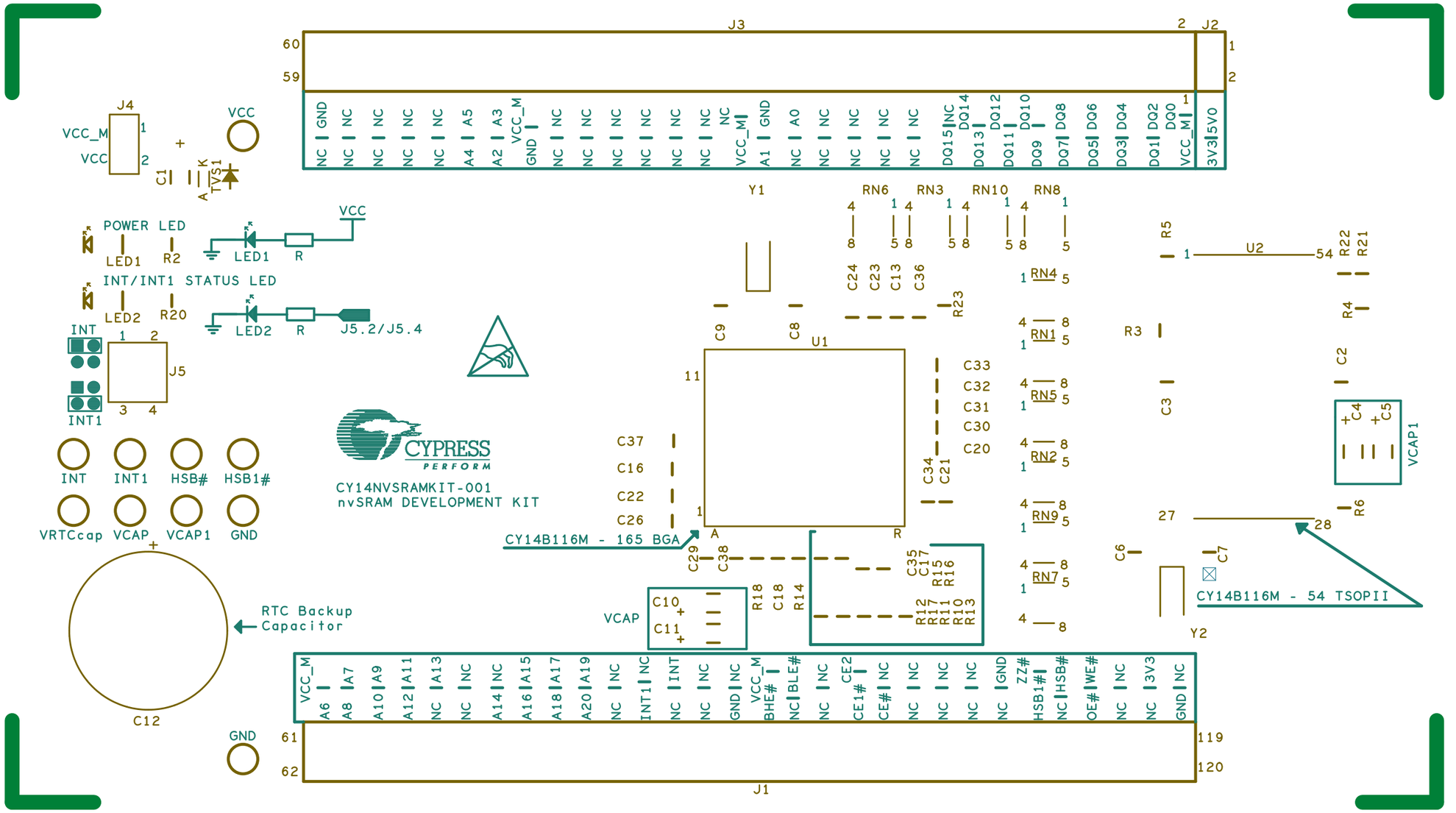

600-60263-01 REV01 PRIMARY SILKSCREEN

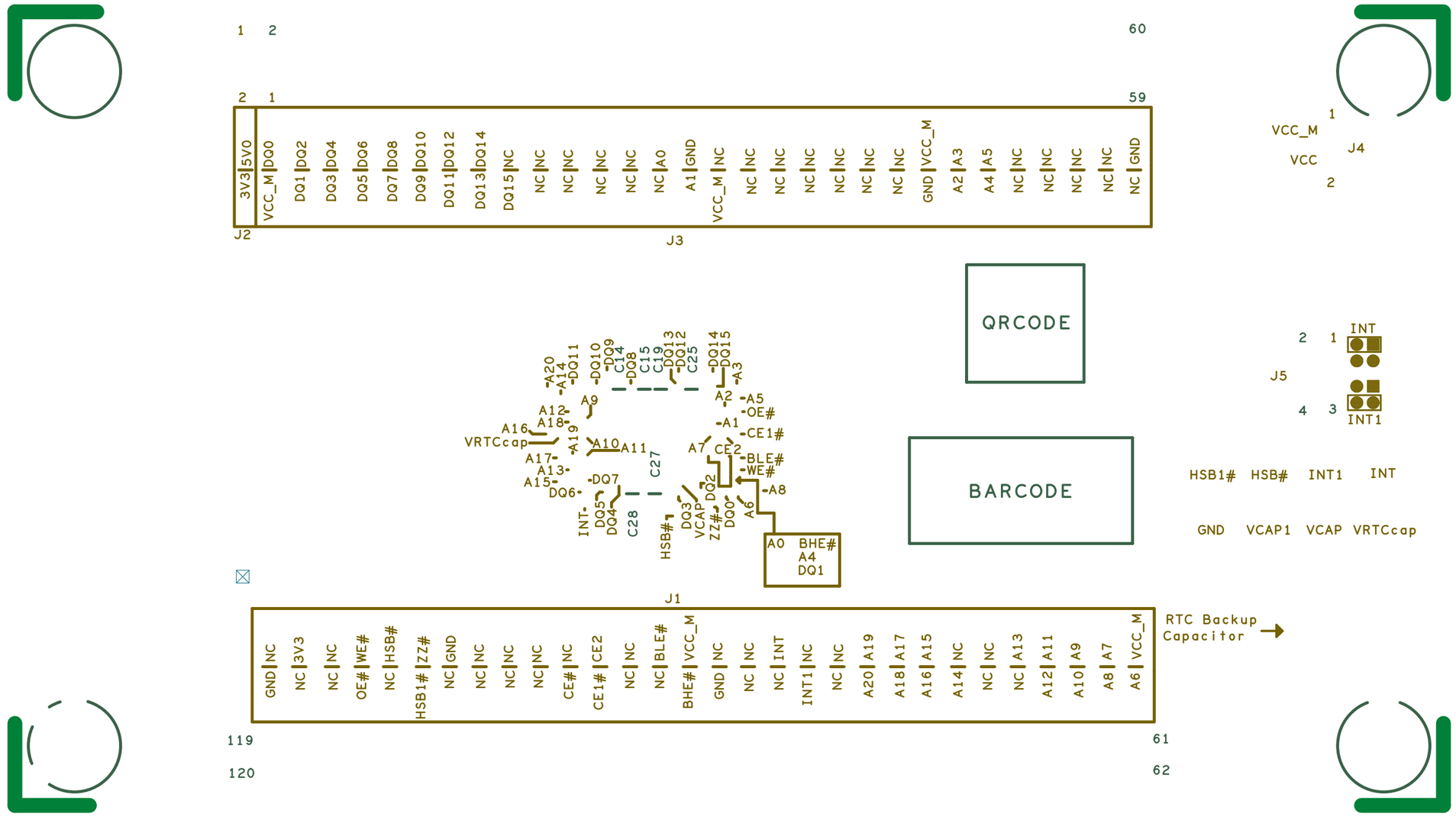
1 2
60
2 1
59
3V3 5V0 DQ0 DQ1 DQ2 DQ3 DQ4 DQ5 DQ6 DQ7 DQ8 DQ9 DQ10 DQ11 DQ12 DQ13 DQ14 DQ15 NC NC NC